

WORKSHOP REGISTRATION FORM

Please select your first and second choice carefully'

Please ensure you fill in second choices, in the event that your first choice is unavailable, either from not enough students for a particular class, or the class is full prior to your application arriving early.

NAME _____.

FIRST CHOICE

DAYS	TUTOR	WORKSHOP PREFERENCE	MATERIAL COSTS \$.	OFFICE USE
MONDAY				
TUES/WED				
THURSDAY				
FRI/SAT				

SECOND CHOICE

DAYS	TUTOR	WORKSHOP PREFERENCE	MATERIAL COSTS \$	OFFICE USE
MONDAY				
TUES/WED				
THURSDAY				
FRI/SAT				

REGISTRATION: LIVE-IN ACCOMMODATION

Please complete this form if you require full live-in accommodation.

A separate registration form is required for each person

Name.....(male/female).phone/cell phone.....

Address.....

Email.....

PLEASE NOTE: ALL COSTS IN NEW ZEALAND DOLLARS**REGISTRATION**

REGISTRATION COST	\$480.00
------------------------------	-----------------

Payment can be made in full or a non-refundable deposit of \$200.00 is required
by 31st January 2010 with the balance due no later than 28th February 2010.

ACCOMMODATION**FULL ACCOMMODATION, SINGLE ROOMS ONLY AVAILABLE - \$770.00**

Please note the banquet is separate.

Sub total accommodation: \$ _____.

Saturday 17th April Banquet at \$50.00 per person: \$ _____.

Special dietary requirements.....

.....

Workshop material costs.

	MONDAY	TUE/WED	THURSDAY	FRI/SAT	
COST					\$

Total enclosed: \$ _____.

Less deposit **\$200.00**

Balance due: \$ _____.

All payments must be made payable to Association of New Zealand Leather Artisans,
(ANZL) by cheque or bank draft in NZ dollars only to The Treasurer, Barbara Jones.

Please retain the following relevant pages as a copy for your records.

REGISTRATION: DAILY ATTENDANCE ONLY

Please complete this form if you are attending on a daily basis, and do not require live-in accommodation.

A Separate Registration form is required for each person.

Name. _____ (male/female) Phone/cell phone/email _____.

Address _____.

_____ post code. _____.

PLEASE NOTE: ALL COSTS IN NEW ZEALAND DOLLARS.

Fees

Payment can be made in full or a non-refundable deposit of \$200.00 is required by 31st January 2010 with the balance due no later than 28th February 2010.

Registration charge of \$85.00 Per day includes workshops fee, morning & afternoon tea. Please indicate your days of attendance.

	MONDAY	TUE/WED	THURSDAY	FRI/SAT	
COST					\$

Workshop material costs.

	MONDAY	TUE/WED	THURSDAY	FRI/SAT	
COST					\$
LUNCH					\$

If you would like to join us for lunch, the cost is \$20 a day. Please indicate which days.

Banquet cost \$50.00 \$ _____.

Total Enclosed \$ _____.

Less deposit \$ 200.00 .

Balance due \$ _____.

Special Dietary Requirements. _____.

_____.

All payments must be made payable to Association of New Zealand Leather Artisans (ANZL) by cheque or bank draft in NZ dollars only to The Treasurer, Barbara Jones.

WORKSHOP REGISTRATION FORM

Please select your first and second choice carefully'

Please ensure you fill in second choices, in the event that your first choice is unavailable, either from not enough students for a particular class, or the class is full prior to your application arriving early.

NAME _____.

FIRST CHOICE

DAYS	TUTOR	WORKSHOP PREFERENCE	MATERIAL COSTS \$.	OFFICE USE
MONDAY				
TUES/WED				
THURSDAY				
FRI/SAT				

SECOND CHOICE

DAYS	TUTOR	WORKSHOP PREFERENCE	MATERIAL COSTS \$	OFFICE USE
MONDAY				
TUES/WED				
THURSDAY				
FRI/SAT				

REGISTRATION: DAILY ATTENDANCE ONLY

Please complete this form if you are attending on a daily basis, and do not require live-in accommodation.

A Separate Registration form is required for each person.

Name _____ (male/female) Phone/cell phone/email _____.

Address _____.

_____ post code. _____.

PLEASE NOTE: ALL COSTS IN NEW ZEALAND DOLLARS.

Fees

Payment can be made in full or a non-refundable deposit of \$200.00 is required by 31st January 2010 with the balance due no later than 28th February 2010.

Registration charge of \$85.00 Per day includes workshops fee, morning & afternoon tea. Please indicate your days of attendance.

	MONDAY	TUE/WED	THURSDAY	FRI/SAT	
COST					\$

Workshop material costs.

	MONDAY	TUE/WED	THURSDAY	FRI/SAT	
COST					\$
LUNCH					\$

If you would like to join us for lunch, the cost is \$20 a day. Please indicate which days.

Banquet cost \$50.00 \$ _____.

Total Enclosed \$ _____.

Less deposit \$ 200.00 .

Balance due \$ _____.

Special Dietary Requirements _____.

_____.

All payments must be made payable to Association of New Zealand Leather Artisans (ANZL) by cheque or bank draft in NZ dollars only to The Treasurer, Barbara Jones.

REGISTRATION: LIVE-IN ACCOMMODATION

Please complete this form if you require full live-in accommodation.
A separate registration form is required for each person

Name.....(male/female).phone/cell phone.....

Address.....

Email.....

PLEASE NOTE: ALL COSTS IN NEW ZEALAND DOLLARS

REGISTRATION

REGISTRATION COST	\$480.00
--------------------------	-----------------

Payment can be made in full or a non-refundable deposit of \$200.00 is required by 31st January 2010 with the balance due no later than 28th February 2010.

ACCOMMODATION

FULL ACCOMMODATION, SINGLE ROOMS ONLY AVAILABLE - \$770.00
Please note the banquet is separate.

Sub total accommodation: \$ _____.

Saturday 17th April Banquet at \$50.00 per person: \$ _____.

Special dietary requirements.....

.....

Workshop material costs.

	MONDAY	TUE/WED	THURSDAY	FRI/SAT	
COST					\$

Total enclosed: \$ _____.

Less deposit \$200.00

Balance due: \$ _____.

All payments must be made payable to Association of New Zealand Leather Artisans, (ANZL) by cheque or bank draft in NZ dollars only to The Treasurer, Barbara Jones.

PETER JACK
WHIPMAKING

2 day workshop
Material cost \$100.00



Learn from the expert whipmaker, how to make yourself a whip. On the first day, you will learn all the preparation, from making the soap, through to preparing the leather thonging. On the second day, will be making the whip.

PETER JACK
HAT BANDS

1-day workshop
Material costs.
Small whip \$45.00
Braided band \$20.00



Learn how to make either a small whip for your hat, or a braided band. Both unique, from an expert whipmaker.

ROBERT WITTHAHN
HIGH ROUND BOX WITH LIFT
OUT

2 Day workshop
Material costs \$88.00



**Box measurements are 80mm high x
 113mm diameter**

**In this workshop, you will first
 construct the box from pre-cut
 cardboard.**

**The box will be covered with goat
 leather & ostrich leg leather as the main
 feature.**

**The inside lining will be with suede
 leather.**

**This workshop requires good skiving
 skills, as there is plenty of skiving
 involved. Robert will assist you with
 your skiving if you need assistance.**

**This box is covered with goat leather
 and has stingray leather on the top lid
 as a great feature.**

ROBERT WITTHAHN
PEN HOLDER

1 day workshop
Material cost \$25.00



Size is 90mm high x 80mm diameter
**In this workshop you will make a very
 useful item to put on your desk. The top
 and base rim, plus the inside of the
 penholder will be covered in goat
 leather. For the outside of the
 penholder, we will use matching fish
 leather as a feature.**

ROBERT WITTHAHN
LEATHER BANGLE

1 day workshop
Material cost \$ \$20.00



**This bangle is constructed from several
 precision cut MDF rings.**
**You will learn the technique to cover the
 ring with leather and make a perfect
 joint. You have a choice of three
 different sizes of inside diameter. They
 are 65mm, 70mm, 75mm.**

DAVE MANGINO
BAG

2 day workshop
Material costs \$25.00



This workshop will be making a soft leather bag, 170mm high – 130 mm wide, with the focus being on utilising and adapting some simple plaits, braids, knots etc, to create as both functional and decorative, handles, catches, rivets, swivels, adjustments etc, eliminating the need for any hardware-thread, resulting in a “totally leather’ creation. These techniques can be then used on many other projects

DAVE MANGINO
CARVED BELT

2 Day workshop
Material costs \$20.00



This workshop will be making a very unique belt, involving a choice of patterns, that conjure up illusions of chains, links, plaits, braids, cables, conchos lattice etc, using scalpel and some simple carving techniques, finished with a braided buckle.

AMI NEWBY
UNIQUE ARTWORK

1 day workshop
Material cost \$45.00



Create your own artwork.
Let your creative juices run wild with onlay, inlay, moulding, and sculpture. Build a creative and beautiful picture-scene or artwork of your choice, with many different textures and skins.

AMI NEWBY
SCULPTURED BRACELET

1 Day workshop,
Material costs \$20.00



Learn how to create a beautiful one-off laminated and sculptured artistic bracelet.

This is a bracelet with a difference. Laminated and freehand sculptured, one-off design.

My bracelet which I created over 20 years ago still gathers interest.

TREVOR LAMB
WALL MIRROR

2 day workshop
 Material costs \$55.00



The goal of the project is to learn and develop the process's and construction that Trevor uses to make his mirrors. The size will be approx 255ml x 405ml. Using kangaroo pieces.

LORAINNE TINNISWOOD
MILLE FIORE

1 day workshop
 Material cost \$50.00



The project is a Desk Set to hold pen and notes. A pen and pen funnel, with a large paper dip type holder, will be mounted on a base of leather, set in the Millefiori Technique. The base of the Pen/Note Holder will be covered with Millefiori ("Many Leaves"), and the easiest way to describe this decorative covering is Parquetry. (Be prepared to get "stuck up" in this workshop").

TIM SWAINSON
TISSUE PAPER TECHNIQUE
ON LEATHER

1 day workshop
 Material costs \$35.00



This technique is a means by which we can cover any material with tissue paper. We can incorporate a number of different materials within our piece including leather or can just use the tissue paper technique over leather. Pieces can be used to cover note books, inserts, inlay, create jewellery, or create anything your imagination can come up with. During the workshop, we will learn the technique, cover a diary and produce a small piece of sterling silver jewellery. Material costs include all materials including the A5 notebook and sterling silver pendant.

TWO DAY WORKSHOP

DAY 1

PREPARING A MASK MOULD

WITH TIM SWAINSON –

Material costs day one \$15.00

Learn how to make those wearable mask moulds that you have always dreamed of but never found. During the workshop we will turn a Plaster of Paris face produced from a cheap plastic face mould into a shape that you want. We will make the foundation ready to be covered by the leather of your choice at a later time. As we will only have one day, our moulds will be simple, but the techniques learnt will enable you to make the mask of your dreams or nightmares. The technique can be used to make any shape you want that can be covered in leather. The mould is not retained within the final leather piece.



DAY 2

MAKE A RAWHIDE MASK WITH TREVOR LAMB.

Material costs \$20.00

Following on from day one, you will now be able to fulfil your creative urges to create that mask you imagined from using picked rawhide, an alternative to russet. You can achieve very good results using this medium, with less physical effort.

TREVOR LAMB BIRD OF PARADISE FLOWER

1 day workshop

Material costs \$50.00



Make a bird of paradise flower. In this workshop, we will be making an interpretation of the flower that will be relatively close to the real thing.

TREVOR LAMB DOG COLLAR

1 day workshop

Material costs \$35.00



The technique used to create this attractive dog collars, can be adapted for the use as a belt, and maybe even a bracelet. It really is a very utilitarian project.

JOHN CRAIG
SANDAL MAKING


1 day workshop
Material costs \$40.00



This workshop will be good for beginners in footwear, to those who may have had a go before at making a pair of sandals. Students will be shown how to design and make sandals from the simplest to the more complicated of designs. For those participating who may have a style in mind for themselves, are encouraged to bring their ideas along. Material will be provided to complete a pair of sandals using russet leather.

CARENE JENKIN
TRADITIONAL HANDSEWING
USED IN THE SADDLERY

TRADE
1 day workshop
Material costs \$20.00



This workshop will cover the correct threads and needles used for various projects, making your own thread, how to start and join, and finishing a thread.

JOHN CRAIG
BLACKJACK LEATHER JUG

2 day workshop
Material costs \$to be advised

The students in this workshop will learn how to design and make a leather jug commonly used in the 16th century in England. Hand stitching, wet forming, and moulding using wooden forms and sand. Also a little history of these and other water carrying articles, which were in daily use in English mediaeval history before the era of metal containers. Leather provided.

JUDITH WINTON
BAT PICTURE WORKSHOP

2 Day workshop
Material Costs \$25.00




Beginners or experienced leatherworkers alike will love this delightful "Bat" picture. You will learn to do modelling and tooling, back filling, leather dyeing, staining and painting.

DESCRIPTION OF WORKSHOPS.

JOE BARTH SMALL DRAGON PICTURE


1 day workshop
Material costs \$30.00



In this one day workshop, you will learn how to carve the dragon's body. The techniques in this project will include, tooling and light carving.

JOE BARTH SUN MASK

1 day workshop
Material costs \$30.00



The original of this was taken from a totem pole, and this stylised version involves, tooling, light embossing, and moulding of the mask.

JOE BARTH CARVED WALLET

2 day workshop
Material costs \$30.00



Joe will have up to 8 different designs for you to choose from. Colouring will be included.

JOE BARTH TRAVEL WALLET

2 day workshop
Material costs \$30.00



Joe is self-taught and has his own unique style of Art Nouveau.

WORKSHOP PROGRAMME

TUTOR	MONDAY	TUES/WED	THURSDAY	FRI/SAT
Joe Barth	LITTLE DRAGON \$30.00	TRAVEL WALLET \$30.00	SUN MASK \$30.00	WALLET \$30.00
John Craig	-----	BRITISH JUG Sto be advised	SANDALS \$40.00	-----
Peter Jack	HAT BANDS WHIP \$45.00 BRAIDED \$20.00	WHIPMAKING \$100.00	-----	-----
Tim Swainson	BOOK COVER WITH TISSUE PAPER \$35.00	-----	-----	MASK MOULDING. (1ST OF 2 DAY) \$15.00
Trevor Lamb	BIRD OF PARADISE FLOWER \$50.00	WALL MIRROR \$55.00	DOG COLLAR \$35.00	RAWHIDE MASK (2ND OF 2 DAY.) \$20.00
Dave Mangino	-----	BAG \$25.00	-----	BELT \$20.00
Ami Newby	SCULPTURED BRACELET \$20.00	-----	UNIQUE ARTWORK \$45.00	-----
Carene Jenkin	-----	-----	STITCHING TECHNIQUES \$20.00	-----
Lorraine Tinniswood	-----	-----	-----	MILLEFIORI \$50.00
Robert Witthahn	PEN HOLDER \$25.00	-----	LEATHER BANGLE \$20.00	ROUND BOX WITH LIFTOUT \$88.00
Judith Winton	-----	BAT PICTURE \$25.00	-----	-----

8. TIM SWAINSON –NZ

Tim has been a member of ANZL and a liaison officer for his area for many years. He likes to experiment with the boundaries of leather, resulting in his innovative and different creations, with which he has won awards both in New Zealand and Australia.

9. LORAIN TINNISWOOD - Australia

Loraine has been involved in Leathercraft for more than 20 years and has won prizes and awards for her work. Her speciality is leaf and dragonfly jewellery and her sculptural bowls. Loraine was the inaugural president of the Leathercrafts Association of Queensland Inc. a position she held with distinction until 1995.

10. JUDITH WINTON – NZ

Judith prefers to work in the area of wet forming, laminating and boiling leather to create abstract sculptures and wall hangings. Her other love is jewellery, in the form of larger than life butterflies, moths, dragonflies, spiders, etc to the point that they look real. Judith has won awards both in NZ and overseas.

11. ROBERT WITTHAHN – Australia

Robert started his leatherwork in 1989, training as a bookbinder in his native Germany. He takes an innovative approach creating his fine leatherwork, by using only exotic Australian leathers, and is constantly refining his skills to work with these leathers, adding new and exciting creations to his extensive range of high quality artefacts. His work is highly regarded and admired by many people.

TUTOR PROFILES

1. JOE BARTH – USA

Joe is a well-known American leather artist, much in demand as a tutor in many countries. His signature is his unique Art Nouveau designs, especially his dragons, shields and boxes. His projects are to be found in many of the American Leather magazines.

2. JOHN CRAIG - NZ

Thirty years ago, John took over his parents shoe repair business and has added the trades of western saddlery and harness manufacture. Today, he makes custom goods for hunters etc.

Using leather, his mission is to present articles that move the viewer to look at leather as an art medium, rather than the conventional bags, belts, shoes, wallets etc. John's work can be found in many private collections, which include Prince Charles, and friends of the Guggenheim Gallery in New York.

3. PETER JACK – NZ

Peter is a well-known whipmaker and teacher. He is known all over the world for his expertise in all facets of whipmaking. His web site www.thewhipman.co.nz shows the huge array of styles of whips etc he produces.

4. CARENE JENKIN – NZ

Carene has had a long career as a saddler, and what she doesn't know about making saddlery, isn't worth knowing. She has her own saddlery business, and is very much in demand.

5. TREVOR LAMB – NZ

Trevor is an artist who was introduced to leather in Invercargill in the early 90's, and has worked almost exclusively with leather ever since. Being essentially self-taught, he has his own individual style. As he says, "this might not be the right way, or conventional way...but this is how I do it". He has developed an international reputation for his headwear and sculptural works.

6. DAVE MANGINO – NZ

Dave has been doing leatherwork for 40 years, having been fascinated by the cowboy side of leather since the age of 11. Completely self-taught, using Ron Edwards books to guide him, he has developed a technique of making all his projects totally in leather, utilising some of the ingenious skills of the early outback stockmen/bushmen. He has won awards both in Australia and the USA. He brings to the conference his total commitment to the "tried and true" way of using leather.

7. AMI NEWBY – Waipu, NZ

Born into a craft orientated family, has given her the opportunity to explore many crafts, but leather is her main love. She is a fashion designer in leather and has won many awards both within New Zealand and overseas. Her leatherwork covers many fields and her teaching experience is vast. Her philosophy is "to be lost in my studio exploring, creating and developing new ideas in leather".

PAYMENT SCHEDULE

A non-refundable deposit of \$200.00 due by 31st January 2010
 Final Payments by 28th February 2010.
 ALL PAYMENTS IN NEW ZEALAND DOLLARS PLEASE.

NOTE: PLEASE SEND ALL PAYMENTS TO :

The Treasurer – Barbara Jones – 16 Sloan Terrace, Cashmere, Christchurch 8022 – NZ

WORKSHOP MATERIALS

On enrolment, you will be provided with a material and tool list required for each workshop you have requested. If material costs for your particular workshop/s in this brochure say, 'to be advised', we will let you know the cost with your material and tool list.

CANCELLATIONS

The organisers reserve the right to limit class sizes and cancel workshops in the event that the minimum enrolments are not reached prior to the commencement of the Conference.

ENTERTAINMENT, WORKSHOPS AND ACTIVITIES

Sunday 11 th April	Registration	From 2.00 p.m.
	Dinner	6.00 p.m.
	Welcoming social	7.30 p.m.
Monday	Demonstrations	7.30 p.m.
Tuesday	Demonstrations	7.30 p.m.
Wednesday	Demonstration	7.30 p.m.
Thursday	Trade Show	7.30 p.m.
Friday	Demonstrations	7.30 p.m.
Saturday	Banquet	7.00 p.m.
	Open Day to Public	

DISPLAY

This year we have decided against a competition. Instead we will have a display of work. It does not have to have been made within the past 12 months, but discretion must be used. The article must not have been shown in an ANZL display previously. You are welcome to have your work for sale. Please indicate price clearly, and NOTE, the ANZL will retain 20% commission of the sale price.

RAFFLE

As in previous conferences we will have a raffle running for the week, and drawn the evening of the banquet. If you would like to contribute a prize, please could you let Sue know what the item is, and any details, so we can catalogue it, thanks.

VENUE INFORMATION.

The venue is at the University of Canterbury Bishop Julius Hall of Residence, situated at 90 Waimairi Road, Upper Riccarton, Christchurch.

Bishop Julius Hall is located 5 minutes walk from a shopping mall, where there are 2 supermarkets, post office, various eating places, an after hours medical centre etc.

The accommodation block is situated in one 3 storied building, all single rooms.

All rooms are serviced with blankets, pillows, linen, towels, bed, desk, chair bookshelf and wardrobe. There is a telephone in each room, with access to plug in laptops, and the office has a phone card available for out of town calls.

Toilet and shower facilities are shared within each floor.

Laundry facilities are located at the edge of the car park, and is secure, using your door key for access.

There are Common rooms on each floor with tea and coffee available.

All meals will be serviced in the dining room block.

Lunch and dinner will be available to non-resident guests at a reasonable price, which must be booked on your Registration Form.

Special diets can be catered for. Please submit your requirements on your Registration form.

DAILY ROUTINE

Breakfast	7.30 a.m. to 8.30 a.m.
Lunch	12 noon to 1.00 p.m.
Dinner	6.00 p.m. to 7.00 p.m.
Workshops	9.00 a.m. to 5.00 p.m.
Evening activities will commence at 7.30 p.m.	

TEMPERATURE AND CLIMATIC CONDITIONS


Christchurch temperature during late autumns peaks to around 16 degrees C to 18 Degrees C, but you will need a sweater in the mornings and evenings as frost at this time of the year is likely. Daytime temperatures are generally very pleasant.

TOURISM

Christchurch, known as the Garden City is the second largest city in New Zealand, situated in the heart of the Canterbury province, the centre of New Zealand sheep and cropping farming, and also a very fast growing region for grapes and olives.

Christchurch is the gateway to the South Island's tourist mecca, Hanmer Springs with their thermal pools, (1-1 ½ hours drive) – Akaroa on Banks Peninsula, our own French flavour seaside village (1 ½ hours drive) - The West Coast, (3 hours drive) - Mt Cook (4 hours drive) – which follows on to Queenstown and the Southern Lakes (6 to 8 hours drive) Plus there are many interesting places to see on the way.

If you are from far afield, it would be an opportunity to stay on after the conference to savour some of these awe-inspiring attractions.



LEATHER UNLIMITED CONFERENCE

Dear Fellow Leather Artisans,

As the National Director of the Association of New Zealand Leather Artisans, I am delighted to invite you to join us in Christchurch on Sunday 11th April 2010, through to Sunday 18th April 2010, at the University of Canterbury's Bishop Julius Hall of Residence, Christchurch, to celebrate our Leather Unlimited New Zealand Conference.

The reason for this Conference is "Leather" and what you can do with it. Getting together with others of like interest, and learning new skills will stimulate your imagination. Members are not only from New Zealand, but also from overseas, so it will truly be an international affair.

The conference will commence with registration on Sunday followed by dinner, and a welcoming social and reception.

Monday through to Saturday inclusive, there will be an array of workshops with expert tutors, eager to teach you their skills, while in the evening, there will be a selection of demonstrations, some hands on, plus a trade show on the evening of Thursday, culminating with our Banquet on Saturday night and drawing of the raffle.

During the week, you will eat, sleep and work with leather, plus enjoy meeting up with new and old friends.

The attached programme may be amended to meet participant's needs. I do urge you to seriously consider making every effort to be present for this auspicious occasion.

Sincerely

Sue Nelson

National Director of the Association of New Zealand Leather Artisans.

LEATHER UNLIMITED CONFERENCE

COMMITTEE MEMBERS

National Director: Sue Nelson

National Executor and Secretary: Barbara Jones

Committee: Rita Morgan
Mike Dimoline
Diane Bowman

CONFERENCE CONTACT ADDRESSES:

Director - Sue Nelson
14 Avonhead Road
Christchurch 8042
Avonhead
New Zealand
Telephone: (03) 3486-883
Email: scnelson@xtra.co.nz

Treasurer – Barbara Jones
16 Sloan Terrace
Cashmere
Christchurch 8022
Telephone (03) 9423791
Email: bacrow@clear.net.nz

CONTENTS

Page 2 -	Contents
Page 3 –	Committee Members
Page 3 –	Conference Addresses
Page 4 –	Introduction
Page 5 –	Venue Information
Page 6 –	Workshops, Demonstrations & Activities
Page 7 -	Tutor Profiles
Page 8 -	Tutor Profiles
Page 9 -	Workshop Programme
Page 10 -	Description of Workshops
Page 11 -	Description of Workshops
Page 12 -	Description of Workshops
Page 13 -	Description of Workshops
Page 14 -	Description of Workshops
Page 15 -	Description of Workshops
Page 16 -	Description of Workshops
Page 17 -	Registration (LIVE IN)
Page 18 -	Registration (LIVE IN)
Page 19 -	Registration (DAILY ATTENDANCE)
Page 20 -	Registration (DAILY ATTENDANCE)
Page 21 -	Workshop Registration Form
Page 22 -	Workshop Registration Form

*ASSOCIATION OF NEW ZEALAND
LEATHER ARTISANS*

Te Roopu Kai-Mahi Reera O Aotearoa

LEATHER UNLIMITED



NEW ZEALAND CONFERENCE 2010

CHRISTCHURCH

Sunday 11th April to Sunday 18th April